

iShear

GUILLOTINE SHEAR

LeMans

Shaping the Future

LeMans

VALUES

- Experience in machine manufacturing "Since 1950"
- High quality awareness
- After sale services assurance
- Corporate approach

VISION

Providing technological solutions to sheet metal industry through research & development activities and aim to become worldzs leading brand by continuous growth.

GUILLOTINE SHEAR

iShear GUILLOTINE SHEAR

Quality and service support is accepted as principle. Designing and Manufacturing are based on reliability, durability and precision. Machines are easy to use and are built to be ready for user errors. Machines are designed and analyzed with 3-D computer programs, manufactured as welded steel construction, "stress relieved", precisely machined in moving column CNC machining centres, equipped with world-known equipments and presented to the customersz use after quality control.



A Series

Mechanical Guillotine Shears

GENERAL FEATURES

A SERIES Guillotine Shears, suitable for cutting thin sheet material, up to thickness of 6 mm.

Machine body and upper beam is made of steel constructions, has been designed according minimum stretch and optimum resistance criteria.

Body is machined on the high precision CNC machining centers ensuring the maximum cutting quality and accuracy.



Standart Features

1. ELGO P40T Touch screen NC Control Unit
2. Rigid welded monoblock frame provide maximum cutting accuracy,
3. NC or Manual controlled 750mm back gauge travel
4. Upper blade 2 edges / Bottom blade 4 edges. High carbon/high chrome
5. Mechanical sheet hold down system holds the sheet in place during the cutting process.
6. Simple Blade Gap adjustment system
7. Front table with roller bearings
8. Front Support Arms with scale
9. Emergency stop button
10. Shadow illuminating cutting line
11. Front finger protection cover
12. Foot pedal
13. Rear safety cages

ELGO P40T CNC CONTROL UNIT

5,7 inc Touch Screen
1000 steps program memory
Multi language support
Sheet support control feature
Material selection list: ST37, ST42, Stainless Steel, Aluminum
Single set operation



Standard



Standard


Rear safety cages

Optional Features

1. 1.000 mm back gauge travel
2. Rear Pneumatic Sheet support system
3. Rear Pneumatic Sheet support system (with front drop feature)
4. Angular gauge 0-180°
5. Longer front sheet supports & squaring arm
6. Rear light barrier with CE conformity

A Series

Mechanical Guillotine Shears

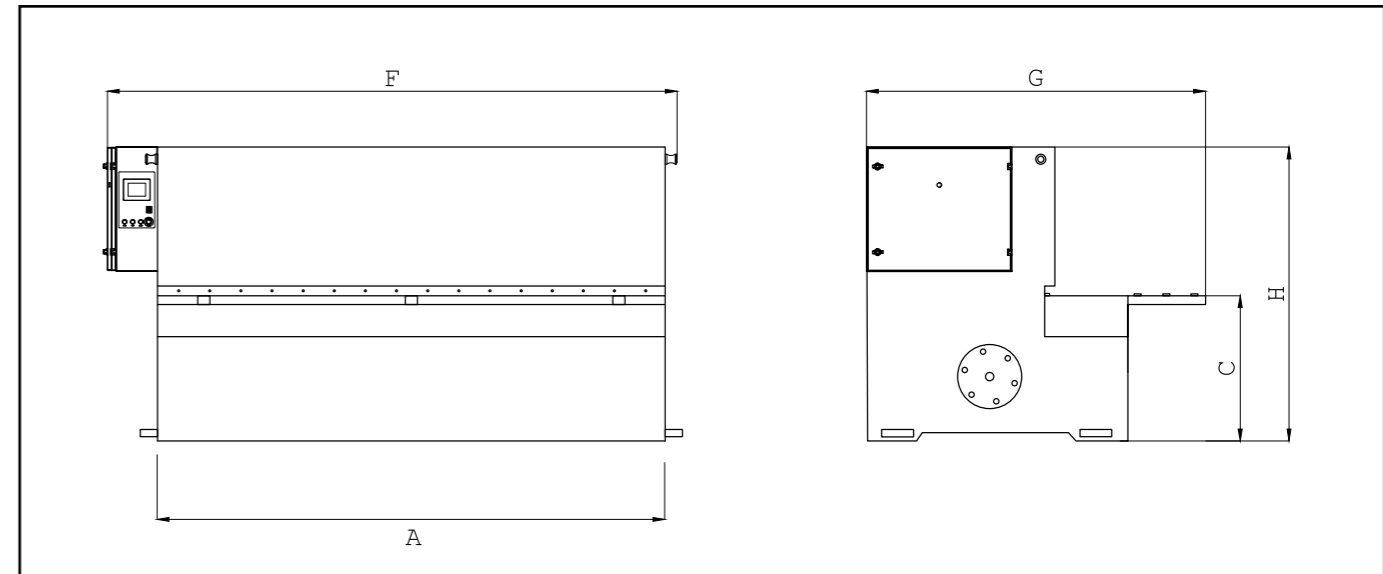


*Optional rear sheet support system helps metal sheet, selectively can return the cut part to the sender or can drop it back.

A Series Technical Specifications

A SERIES		A 03/1360	A 03/1560	A 03/2060	A 02,5/2560	A 03/3060	A 06/1100	A 06/1360	A 05/1560	A 04/2060	A 04/2560	A 04/3060	A 04/3700	Unit
Cutting Capacity (450mm/mm ²)		3	3	3	2,5	2	6	6	5	4	4	4	4	mm
Cutting Length	A	1360	1560	2060	2560	3060	1100	1360	1560	2060	2560	3060	3700	mm
Cutting Angle		1°30'	1°30'	1°30'	1°30'	1°30'	1°30'	1°30'	1°30'	1°30'	1°30'	1°30'	1°30'	°
Cutting Speed Per Minute		41	41	41	41	41	41	41	41	41	41	41	35	hpm
Table Height	C	800	800	800	800	800	800	800	800	800	800	800	800	mm
Length	F	2050	2250	2600	3100	3600	1750	2050	2250	2600	3100	3600	4250	mm
Width	G	2300	2300	2250	2250	2250	2300	2300	2300	2250	2250	2250	2250	mm
Height	H	1350	1350	1400	1400	1400	1350	1350	1350	1400	1400	1400	1400	mm
Motor Power		4	4	4	4	4	7,5	7,5	7,5	7,5	7,5	7,5	7,5	Kw
Weight		1250	1500	1750	1950	4000	2000	2300	2500	3000	3500	4000	4900	Kg

*Special Capacity machines can be manufactured upon request
 **Technical specifications may change without advance notice.



B Series

Swing Beam Hydraulic Guillotine Shears

GENERAL FEATURES

LeMans Hydraulic Guillotine Shears for thin sheets up to 50% faster cutting and efficiency achieved with double speed concept.

Shears cutting thickness from 6 mm – up to 25 mm, cutting length from 2 meter – up to 6 meter. Provides high cutting quality with low cutting angle design machine concepts.

Unique construction feature has a fixed angle of cut.

Machine can be produce with automatic blade gap and stroke adjustment by CNC controller according to customer's request Machine body and upper beam's made of steel constructions has been designed according minimum stretch and optimum resistance criteria.

1000 mm back gauge travel (stroke). performed with linear ball shaft, without backlash guide.

Automatic swing-up feature of backgauge after 1000 mm to feed longer sheets easily with +/- 0,1 mm positioning accuracy and programmable retract features.



Standard
ELGO P40T
5,7 inc
Touch Screen

MORE CNC CONTROLLER RECOMMENDATIONS

• CYBELEC CybT 8 G



7 inc Touch Screen

• ESA S625



7 inc Touch Screen

Standart Features

1. ELGO P40T Touch screen NC Control Unit
2. Rexroth / Hoerbiger hydraulic system
3. Manual blade gap adjustment system
4. 1.000 mm NC Controlled, Programmable, motorized back gauge
5. Double Speed cutting machine concept
6. 250 mm throat depth
7. Programmable back gauge retract feature
8. Back gauge swing-up feature for sheets longer than 1.000 mm
9. Stroke adjustment on the control panel for increasing stroke number for short cutting efficiency
10. Transfer table with roller balls
11. Upper blade 2 edges / Bottom blade 4 edges
12. No greasing dry ball joint system (Design Protected)
13. Front support arms 1.000 mm, with ruler scale, T channel & flip stops
14. Front and side protective covers
15. Shadow illuminating cutting line
16. Emergency stop buttons
17. Front finger protection cover can open 1.000 mm swing-up
18. Foot pedal
19. Special designed covers with movable controller arm

Optional Features

1. Rear Pneumatic Sheet support system (Type 1)
2. Rear Pneumatic Sheet support system-Return to sender (Type 2)
3. CNC controlled Auto blade gap adjustment system
4. Angular gauge 0-180°
5. Longer front sheet supports & squaring arm
6. Special throat depth 500 mm
7. Full length opening front finger protection cover
8. Laser guard for front finger protection
9. Special alloy blades
10. Laser mark cutting line
11. Oil cooler and oil heater
12. Electrical cabin AC cooling unit
13. Automatic or Manual central lubrication
14. CNC controlled front sheet feeder arms
15. Rear laser barrier with CE conformity
16. Light type body cover (The image on next page *)



Standard
250 mm Throat Depth



Standard
Manual Blade Gap Adjustment System

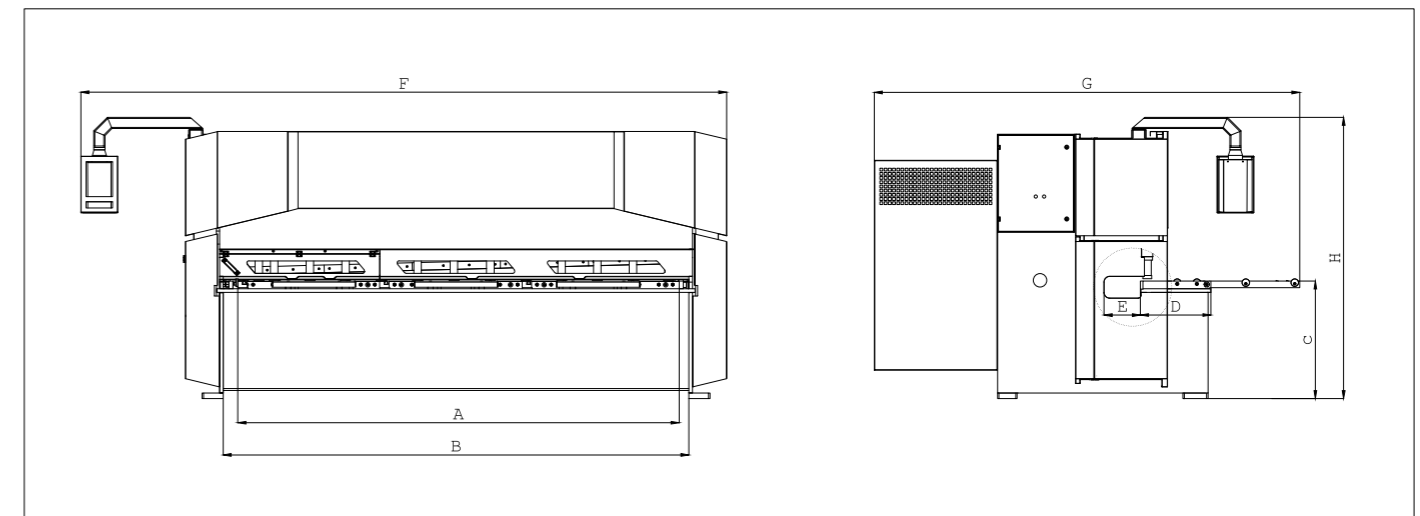


Standard
Transfer table with roller balls and 1 Meter opening finger protection cover

B-Series Technical Specifications

B SERIES		B06/2100	B06/2600	B06/3100	B08/3100	B10/3100	B13/3100	B16/3100	B20/3100	B25/3100	B06/4000	B08/4000	B10/4000	B13/4000	B16/4000	B20/4000	B06/6150	B08/6150	B10/6150	Unit
Cutting Capacity (450mm/mm ²)		6	6	6	8	10	13	16	20	25	6	8	10	13	16	20	6	8	10	mm
Cutting Capacity (700mm/mm ²)		4	4	4	5	6	8	10	13	17	4	5	6	8	10	13	4	5	6	mm
Cutting Length	A	2100	2600	3100	3100	3100	3100	3100	3100	3100	4000	4000	4000	4000	4000	4000	6150	6150	6150	mm
Cutting Angle		1,5	1,5	1,5	1,9	2	2,1	2,25	2,75	2,75	1,5	1,5	1,5	1,8	2,15	2,03	1	1,2	1,2	°
Hold Down Cylinders		10	11	14	14	14	14	17	17	17	18	18	17	18	18	18	26	26	26	qty
Stoke Speed / Fast Mode		21/30	20/26	15/18	13/18	13/18	9/14	7/10	6/9	5/8	13/20	13/20	11/17	9/15	5/16	4/15	4/10	4/9	3/7	/min.
Distance Between Columns	B	2330	2830	3330	3340	3340	3340	3410	3410	3460	4230	4240	4240	4310	4310	4390	6440	6450	6460	mm
Table Height	C	850	850	865	865	880	880	880	925	1000	870	870	890	930	960	960	950	1000	1000	mm
Table Width	D	500	500	500	580	600	620	585	605	630	600	630	635	660	625	710	750	810	810	mm
Throat Depth	E	250	250	250	250	250	250	200	150	250	250	250	250	250	250	250	250	250	250	mm
Backguage Tavel - X Axis		1000	1000	1000	1000	1000	1000	1000	1000	1000	1000	1000	1000	1000	1000	1000	1000	1000	1000	mm
Length	F	3630	4130	4630	4660	4675	4680	4780	4790	4930	5550	5570	5580	5665	5680	5780	7770	7780	7780	mm
Height	H	1990	1990	1990	2065	2140	2300	2300	2540	2980	2165	2190	2290	2380	2575	2800	2300	2400	2500	mm
Width	G	2965	2965	2965	3470	3520	3585	3750	3850	3850	3340	3625	3725	3785	3840	3930	3655	3700	3750	mm
Oil Tank		160	160	160	265	265	265	495	495	495	250	265	265	350	490	490	345	345	345	lt.
Motor Power		10	10	10	15	22	22	30	37	55	10	22	22	22	30	45	22	22	22	Kw
Weight		4,3	5,5	6	8	9,6	11,5	15,8	19	27	10,8	13,2	16,2	18,5	22	26,3	23	26	29	Tons

*Special Capacity machines can be manufactured upon request
 **Technical specifications may change without advance notice.



C Series

Variable Rake Angel Hydraulic Guillotine Shears

GENERAL FEATURES

C Series Hydraulic Variable Rake Angle Shears automatic cutting angle calculating, provides high cutting quality in the widest range of materials type and sheet thickness.

Automatically calculates and apply; cutting angle, blade gap adjustment, stroke of the cutting length, back gauge positioning according to material type and thickness with CNC controller and servo hydraulic valve.

When cutting thin and short parts, stroke length is automatically reduced, with so cut count and speed is increased.

Machine body and upper beam's made of steel constructions, has been designed according minimum stretch and optimum resistance criteria

The C series shears also can be manufactured with custom lengths and cutting thicknesses. Backgauge and sheet support arms are same as B series



Standard
ELGO P40T
5,7 inc
Touch Screen

MORE CNC CONTROLLER RECOMMENDATIONS

• **CYBELEC CybT8 PS**



7 inc Touch Screen

• **ESA S625**



7 inc Touch Screen

Standart Features

1. ELGO P40T Touch screen NC Control Unit
2. Rexroth / Hoerbiger hydraulic system
3. CNC controlled Auto blade gap, stroke and blade adjustment system
4. 1.000 mm NC Controlled, Programmable, motorized back gauge
5. Double Speed cutting machine concept
6. 250 mm throat depth
7. Programmable back gauge retract feature
8. Back gauge swing-up feature for sheets longer than 1.000 mm
9. Stroke adjustment on the control panel for increasing stroke number for short cutting efficiency
10. Transfer table with roller balls
11. Upper blade 2 edges / Bottom blade 4 edges
12. No greasing dry ball joint system (Design Protected)
13. Front support arms 1.000 mm, with ruler scale, T channel & flip stops
14. Front and side protective covers
15. Shadow illuminating cutting line
16. Emergency stop buttons
17. Front finger protection cover can open 1.000 mm swing-up
18. Foot pedal
19. Special designed covers with movable controller arm

Optional Features

1. Rear Pneumatic Sheet support system (Type 1)
2. Rear Pneumatic Sheet support system-Return to Sender (Type 2)
3. Angular gauge 0-180°
4. Longer front sheet supports & squaring arm
5. Special throat depth 500 mm
6. Full length opening front finger protection cover
7. Laser guard for front finger protection
8. Special alloy blades
9. Laser mark cutting line
10. Oil cooler and oil heater
11. Automatic or Manual central lubrication
12. Electrical cabin AC cooling unit
13. CNC controlled front sheet feeder arms
14. Rear laser barrier with CE conformity
15. Light type body cover (The image on next page *)



Standard

CNC controlled Auto blade gap, stroke and blade adjustment system

C-Series Technical Specifications

C SERIES		C06/3100	C08/3100	C10/3100	C13/3100	C16/3100	C20/3100	C25/3100	C06/4000	C08/4000	C10/4000	C13/4000	C16/4000	C20/4000	C25/4000	C06/6100	C08/6100	C10/6100	C13/6100	C16/6100	C20/6100	C25/6100	Unit	
Cutting Capacity (450mm/mm ²)		6	8	10	13	16	20	25	6	8	10	13	16	20	25	6	8	10	13	16	20	25	mm	
Cutting Capacity (700mm/mm ²)		4	5	6	8	10	13	17	4	5	6	8	10	13	17	4	5	6	8	10	13	17	mm	
Cutting Length	A	3100	3100	3100	3100	3100	3100	3100	4000	4000	4000	4000	4000	4000	4000	6100	6100	6100	6100	6100	6100	6100	6100	mm
Cutting Angle		0,5-2	0,5-2,7	0,5-3	0,5-3	0,5-3	0,5-3	0,5-3	0,5-2	0,5-2,7	0,5-3	0,5-3	0,5-3	0,5-3	0,5-3	0,5-3	0,5-3	0,5-3	0,5-3	0,5-3	0,5-3	0,5-3	°	
Hold Down Cylinders		14	14	14	14	17	17	17	17	17	18	18	18	18	18	26	26	26	26	26	26	26	26	qty
Stoke Speed / Fast Mode		10/15	10/15	7/13	7/13	6/12	5/10	4/8	10/14	9/13	6/12	6/12	6/12	5/10	4/8	9/13	8/12	5/12	5/12	5/9	5/7	4/6	/min.	
Distance Between Columns	B	3500	3500	3600	3600	3670	3705	3760	4460	4460	4460	4460	4580	4590	4600	6490	6500	6500	6500	6650	6650	6670	mm	
Table Height	C	835	900	880	900	995	995	995	860	880	880	900	1010	1025	1025	1050	1100	1135	1255	1270	1285	1350	mm	
Table Width	D	520	615	620	620	705	720	720	650	650	650	700	700	720	735	735	735	735	845	920	1100	1100	mm	
Throat Depth	E	250	250	250	250	250	250	250	250	250	250	250	250	250	250	250	250	250	250	250	250	250	250	mm
Backgauge Tavel - X Axis		1000	1000	1000	1000	1000	1000	1000	1000	1000	1000	1000	1000	1000	1000	1000	1000	1000	1000	1000	1000	1000	1000	mm
Length	F	4830	4830	4950	4970	5060	5115	5150	5790	5800	5790	5860	5980	6000	6000	7900	7900	7960	7890	8060	8060	8150	mm	
Height	H	1975	2150	2415	2505	2680	2680	2730	2210	2350	2580	2675	2825	2830	2930	2885	2985	3085	3270	3290	3305	3450	mm	
Width	G	2995	3140	3415	3670	3810	3800	3850	3165	3400	3650	3830	3750	3775	3875	3585	3685	3785	3910	3880	4170	4170	mm	
Oil Tank		200	275	295	295	340	510	510	200	200	300	300	390	510	510	300	300	300	300	430	535	600	lt.	
Motor Power		10	15	22	22	30	37	45	10	15	22	22	30	37	45	11	15	22	22	30	37	45	Kw	
Weight		6,7	7,5	10,5	12,8	16	22	24	10,7	14	16	18	21,5	27	30	22	24	27,8	35	40	50	58	Tons	

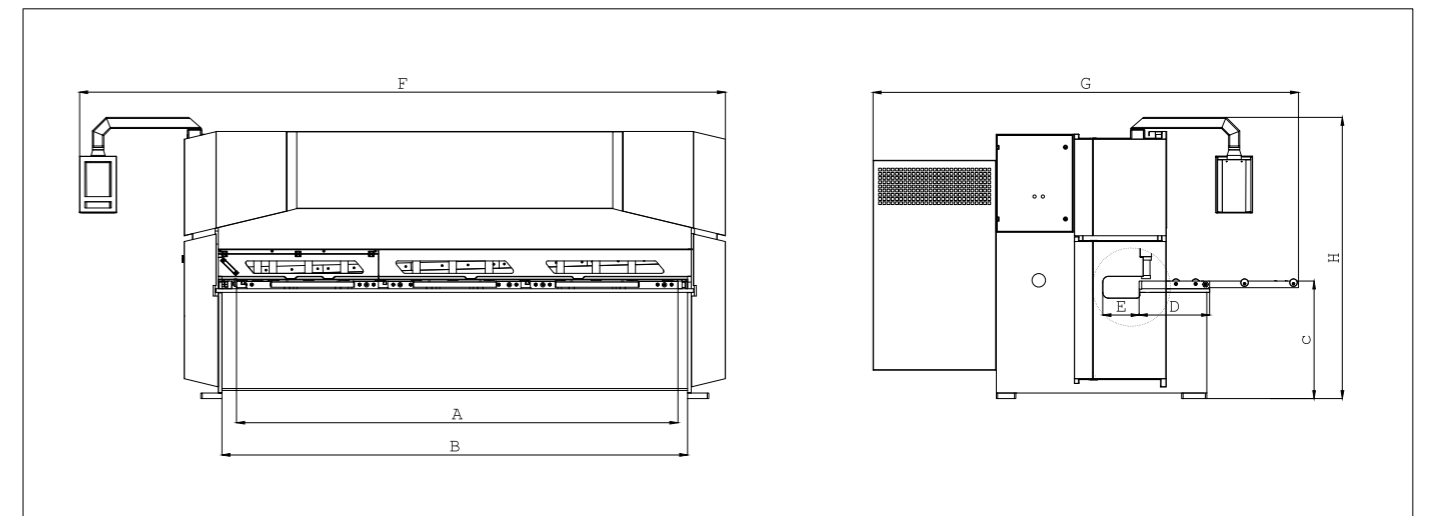
*Special Capacity machines can be manufactured upon request
 **Technical specifications may change without advance notice.

C Series

Variable Rake Angel
 Hydraulic Guillotine Shears



*Optional Light cover body, view.



OPTIONAL FEATURES

REAR SAFETY LIGHT BARRIER




A Series B Series C Series

LONGER FRONT SUPPORT ARMS



A Series B Series C Series

500 MM THROAT DEPTH



A Series B Series C Series

FINGER GUARD SWING-UP FEATURE FULL LENGTH




A Series B Series C Series

LIGHT CURTAINS FINGER PROTECTION



A Series B Series C Series

PNEUMATIC REAR SHEET SUPPORT SYSTEM TYPE 1



A Series B Series C Series

Supports the thin sheet while feeding it and prevents sheet hanging under the backgauge.

PNEUMATIC REAR SHEET SUPPORT SYSTEM TYPE 2



A Series B Series C Series

Supports the thin sheet while feeding & during the cutting process. Per operator's selection can return the cut sheet back to him or can drop it to rear.

CABIN COOLER AC COOLING SYSTEM



A Series B Series C Series

AUTOMATIC BLADE GAP ADJUSTMENT SYSTEM



A Series B Series C Series

ANGULAR GAUGE



A Series B Series C Series

OIL COOLER AND HEATER



A Series B Series C Series



www.lemans-cnc.cz

LeMans